

A Fixed Backoff-time Switching Method for Wireless Mesh Networks: Design and Linux Implementation

Sritrusta Sukaridhoto*, Nobuo Funabiki†, Dadet Pramudihanto* and Zainal Arief*

*Electronics Engineering Polytechnic Institute Surabaya, Indonesia

†Graduate School of Natural Science and Technology, Okayama University, Japan

Email: {dphoto, dadet, zar}@eepis-its.edu, funabiki@cne.okayama-u.ac.jp

Abstract—As a flexible and cost-efficient scalable Internet access network, we have studied architectures, protocols, and design optimizations of the *Wireless Internet access Mesh Network (WIMNET)*. WIMNET is composed of wirelessly connected access points (APs), where any host can basically access to the Internet through multihop communications between APs with IEEE 802.11 standard. In WIMNET, undesirable situations can often happen such that some links dominate the bandwidth while others become insufficient due to the limited shared bandwidth. However, the contention resolution mechanism using a random backoff-time in the CSMA/CA protocol of 802.11 standards is not sufficient for handling real-time traffic in multihop wireless communications. Previously, we have proposed the concept of the CSMA-based Fixed Backoff time Switching (CSMA-FBS) method for WIMNET to improve the performance by giving necessary link activation chances for multi-hop communications. We implemented our proposal on the QualNet simulator, and verify its effectiveness through simulations. In this paper, we present an implementation of the FBS method in Linux kernel to show its practicality and investigate the performance in a real network. Our design consists of implementations or modifications of the five programs: *Kernel configuration, Debugfs, Minstrel, iw, and FBSdaemon*.

Keywords—*Wireless mesh network, fixed backoff-time switching, CSMA-FBS, Linux, implementation*

I. INTRODUCTION

Recently, a *wireless mesh network* has been extensively studied as a promising network technology for a flexible and cost-efficient solution to expand the communication service area by distributing wireless mesh routers on a network field [1]–[3]. The mesh routers are connected with each other through multihop wireless communication links using *IEEE 802.11 standards*, in addition to wireless links between client hosts and routers. Then, as a scalable Internet access network based on this technology, we have studied architectures, protocols, and design optimizations of the *Wireless Internet access Mesh Network (WIMNET)* [3]. For a simple architecture, WIMNET is composed of only *access points (APs)* as mesh routers as shown in Figure 1. At least one AP acts as a *GateWay (GW)* to the Internet. Any host in WIMNET can be connected to the Internet through multihop communications between APs and the GW after associated with one neighbor AP.

WIMNET adopts the commonly used *CSMA/CA (Carrier Sense Multiple Access with Collision Avoidance)* protocol of

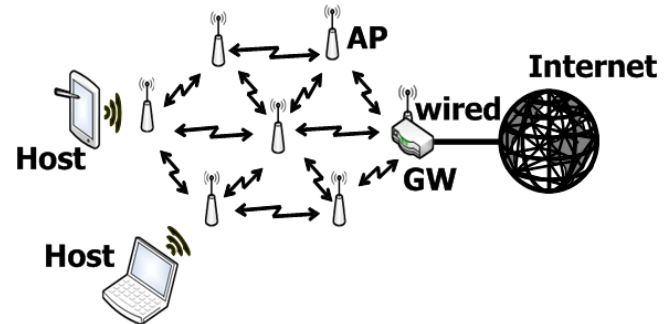


Fig. 1: Outline of WIMNET.

the *IEEE802.11 MAC (Media Access Control)* for the shared communication media access by resolving contentions among interfered wireless links [4]. As illustrated in Figure ??, in this protocol, any node holding a transmission packet is on standby for a constant *DIFS* period and a random time called the *backoff-time* before starting the data frame transmission, to avoid frame collisions among contending nodes while providing their fairness. At each transmission chance, a random value within a size called the *Contention Window (CW)* is selected for the backoff-time. When a node fails in the transmission, the CW size is doubled to reduce the probability of the collision occurrence in the retransmission, which is called the *binary exponential backoff*. When the node succeeds in a transmission, it resets the CW size to the initial one.

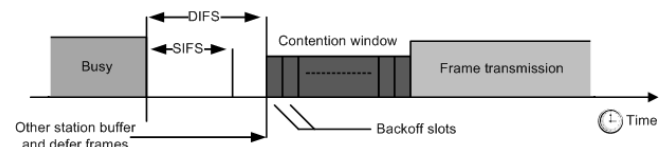


Fig. 2: Timing chart for data frame transmission.

Unfortunately, this conventional CSMA/CA protocol is not sufficient for multihop communications in WIMNET. Firstly, heavy congestions of links around the GW can be bottlenecks of whole communications in WIMNET, because these links have to handle a lot of packets to/from the GW for the Internet access. Thus, they should be activated with much higher priorities than other links. Secondly, interferences among these

congested links may not be resolved by a random backoff-time in the CSMA/CA protocol because of the limited CW size. Here, we note that the initial CW size is small, and even the maximum CW size is limited. Then, multiple conflicting links can be activated simultaneously by generating the same or similar backoff-times at their source nodes. As a result, any link cannot complete the packet transmission successfully, and needs a retransmission that may cause further conflicts. Hence, using the conventional CSMA/CA protocol, WIMNET may cause a lot of packet losses and intolerable delays, which cannot afford real-time applications such as IP-phones and IP-TVs, although their popularity has been increased with advancements of digital communication technologies.

our solution by FBS In order to the abovementioned problem, we have proposed the *Fixed Backoff-time Switching (FBS) method* for the CSMA/CA protocol, and shown its implementation on *QualNet* [5]–[10]. *QualNet* [11] adopts a more realistic physical model than other network simulators such as *ns-2* [12].

In the FBS method, the three constant parameters, namely the *target link activation rate*, the *active backoff-time*, and the *passive backoff-time*, must be assigned to every link before starting communications. Here, the *link activation* means that the source node of the corresponding wireless link sends out a signal for a frame transmission. The *target link activation rate* represents the rate of activating the corresponding link that is necessary to handle the link traffics properly. The *active backoff-time* represents a shorter waiting time for the link to be activated preferentially when it holds packets for transmissions. The *passive backoff-time* represents a longer waiting time for the link to be activated only if the contending links using the active backoff-time are not activated, where a larger value than any active backoff-time is used. Besides, for any backoff-time of any link, a different value is assigned from each other to avoid simultaneous link activations as best as possible, and the magnitude follows the descending order of expected traffic loads of links so that congested links can be activated more frequently.

During communications, the *actual link activation rate* is observed by counting the numbers of link activation chances and actually activated times for each link, and taking their fraction. If this value is smaller than the target activation rate, the active backoff-time is selected for the preferential activation of the link. Otherwise, the passive backoff-time is selected. Because different values are assigned to them, contentions among interfered links are expected to be resolved.

In this paper, we present an implementation design of the FBS method on a Linux PC to evaluate the performance in real networks. As an open source operating system, Linux has been used as a platform to implement new protocols, methods, and devices for advancements of wireless networks including wireless mesh networks [13]–[16]. Our implementation design consists of implementations or modifications of the five programs: *Kernel configuration*, *Debugfs*, *Minstrel*, *iw*, and *FBSdaemon*.

The rest of this paper is organized as follows: Section II reviews the FBS method. Section III presents our Linux implementation design of the FBS method. Section IV shows our experiment using Linux PC. Section V concludes this paper

with some future works.

II. REVIEW OF FBS METHOD

In this section, we briefly review the FBS method for WIMNET.

A. Overview of FBS Method

The FBS method uses the *active backoff-time* and the *passive backoff-time* for each link, and selects either of them as a backoff-time at a frame transmission by comparing the *target link activation rate* and the *actual link activation rate*. Any backoff-time is assigned a different fixed value from each other so that no pair of the conflicting links may be activated simultaneously. Besides, the backoff-time for a link with larger traffic is assigned a smaller value than that for a link with smaller one, so that congested links can be activated preferentially. Furthermore, any active backoff-time is assigned a smaller value than a passive one, so that links using active ones have higher priorities in activations than links using passive ones.

During communications, every time a node holding packets detects that the channel for transmissions becomes free, it updates both the target activation rate and the actual activation rate. If the actual one is smaller than the target one, it selects the active backoff-time to let the link be activated, because the current activation rate of the link is not sufficient to handle its traffic. On the other hand, if it is larger, it selects the passive backoff-time to let other links with active backoff-times be activated with higher priorities. A link with the passive backoff-time can be activated only if any conflicting link with the active backoff-time does not hold packets. The following subsections describe how to calculate the three parameters in the FBS method.

B. Target Link Activation Rate

For a wireless link l_{ij} transmitting packets from AP_i to AP_j for $i = 1, \dots, N$ and $j = 1, \dots, N$, the target link activation rate rt_{ij} can be calculated by:

$$rt_{ij} = \frac{tn_{ij}}{an_{ij}} \quad (1)$$

where tn_{ij} represents the target number of activating link l_{ij} per second, and an_{ij} does the average number of link activations per second. tn_{ij} can be given from the requested bit rate by:

$$tn_{ij} = \frac{rb_{ij}}{fb_{ij}} \times (1 + fe_{ij}) \quad (2)$$

where rb_{ij} represents the number of bits per second that link l_{ij} needs to be transmitted, fb_{ij} does the average number of bits in one transmitted frame, and fe_{ij} does the rate of causing the frame transmission error. an_{ij} can be given by:

$$an_{ij} = \frac{1}{ft_{ij}} \quad (3)$$

where ft_{ij} represents the average duration time of one frame transmission.

Among the parameters for the target link activation rate, rb_{ij} should be calculated by taking the summation of the bit rates requested by the applications using link l_{ij} in the routing path of WIMNET. The others, fb_{ij} , fe_{ij} , and ft_{ij} , should be updated during communications by the following equations:

$$fb_{ij} = \frac{sb_{ij}}{sf_{ij}} \quad (4)$$

$$fe_{ij} = \frac{ff_{ij}}{sf_{ij} + ff_{ij}} \quad (5)$$

$$ft_{ij} = \frac{t}{sf_{ij} + ff_{ij} + of_{ij}} \quad (6)$$

where sb_{ij} , sf_{ij} , ff_{ij} , and of_{ij} represent the total number of successfully transmitted bits by link l_{ij} , the total number of successfully transmitted frames, the total number of failed frames, and the total number of transmitted frames of the interfered links with link l_{ij} , when t seconds have passed since the communication started in WIMNET, respectively.

C. Actual Link Activation Rate

The *actual link activation rate* ra_{ij} for link l_{ij} is obtained by dividing the number of successfully transmitted frames with the number of possibly activating chances for the link:

$$ra_{ij} = \frac{sf_{ij}}{ac_{ij}} \quad (7)$$

where ac_{ij} represents the number of possibly activating chances of link l_{ij} .

In the CSMA/CA protocol, ac_{ij} is hard to be obtained. Unlike the TDMA protocol where the link activations are synchronized by a single clock, the timing of counting the number of activating chances is not clear in the CSMA/CA protocol. Besides, the link activation chances resulting in transmission failures must be considered. In this paper, ac_{ij} is counted every time AP_i detects that the channel becomes free.

D. Active/Passive Backoff-time

The *active backoff-time* ta_{ij}^m and the *passive backoff-time* tp_{ij}^m for link l_{ij} are calculated by the following procedure, where m represents the number of consecutively failed transmissions (or retry counter) due to heavy traffics and is saturated by 6. These backoff-times are updated every time the routing path is changed due to the topology change by adding a new AP or removing an existing AP and the host distribution change by the host join or leave to WIMNET. Then, they are fixed during communications.

- 1) Calculate the number of bits to be transmitted per second rb_{ij} for link l_{ij} by taking the summation of the bit rates for all the communication requests by the hosts using l_{ij} :

$$rb_{ij} = \sum_{k \in H_{ij}} hr_k \quad (8)$$

where H_{ij} represents the set of the host indices using link l_{ij} in the routing path, and hr_k does the requested bit rate (bps) of host k .

- 2) Sort every link in descending order of rb_{ij} , where the tiebreak is resolved by the number of hosts using this link for the routing path.
- 3) Set this sorted order to the link priority p_{ij} for l_{ij} .
- 4) Calculate the active/passive backoff-times for l_{ij} :

$$\begin{aligned} tamin_{ij}^m &= CW_{\min} \cdot \left(2^{m-1} + 2^{m-2} \cdot \frac{p_{ij}-1}{P}\right), \\ tamax_{ij}^m &= CW_{\min} \cdot \left(2^{m-1} + 2^{m-2} \cdot \frac{p_{ij}}{P}\right), \\ ta_{ij}^m &= rand \left[tamin_{ij}^m, tamax_{ij}^m \right], \end{aligned} \quad (9)$$

where $tamin_{ij}^m$ and $tamax_{ij}^m$ represent the minimum and maximum values for the active backoff-time for l_{ij} when the retry counter is m , CW_{\min} does the initial CW size, and P does the largest priority among the links. In our simulations, $CW_{\min} = 31$ is used in any case.

$$\begin{aligned} tpmin_{ij}^m &= CW_{\min} \cdot \left(2^{m-1} + 2^{m-2} \cdot \frac{P+p_{ij}-1}{P}\right), \\ tpmax_{ij}^m &= CW_{\min} \cdot \left(2^{m-1} + 2^{m-2} \cdot \frac{P+p_{ij}}{P}\right), \\ tp_{ij}^m &= rand \left[tpmin_{ij}^m, tpmax_{ij}^m \right]. \end{aligned} \quad (10)$$

where $tpmin_{ij}^m$ and $tpmax_{ij}^m$ represent the minimum and maximum values for the passive backoff-time for l_{ij} when the retry counter is m .

III. DESIGN FOR LINUX IMPLEMENTATION OF FBS METHOD

In this section, we present our design for Linux implementation of the FBS method. For convenience, we call a Linux PC implementing the FBS method a *Linux-FBS* in this paper.

A. Overview

Basically, in this design for a *Linux-FBS*, we collect the necessary information from the statistics in the devices, to calculate the fixed back-off time in the FBS method, and assign its calculated value to *AIFS* for use as the actual backoff-time in the network device with $CW_{\min} = CW_{\max} = 0$, as shown in Figure 3.

For our implementation of the FBS method in Linux kernel, we have considered implementations or modifications of the following five programs.

- *Kernel configuration* is modified to activate *Debugfs* and *Minstrel*.
- *Debugfs* is used to obtain the necessary information in the kernel space at the user space through *Minstrel*.
- *Minstrel* is used to obtain the necessary information for the FBS method.
- *iw* is modified to allow the assignment of a specified value (fixed backoff-time) to CW_{\min} .
- *FBSdaemon* is newly implemented as a daemon application to calculate the target/active link activation rates and select the fixed back-off time by comparing them as the main procedure of the FBS method.

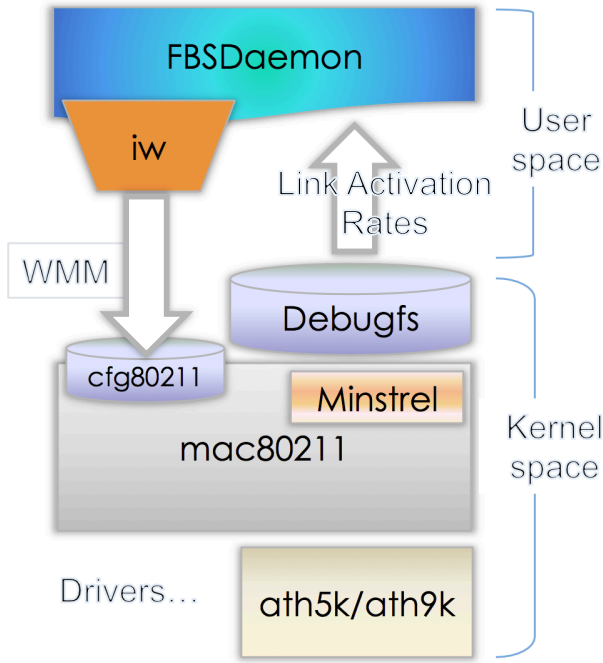


Fig. 3: Data Flow for FBS Method in Linux Implementation.

B. Kernel configuration

For our *Linux-FBS*, we need to activate some features in Linux kernel configurations such as *Debugfs* [17] and *Minstrel* [18] that are used for wireless networks. Therefore, we set up the configuration of the Linux kernel as follows:

```
CONFIG_DEBUG_FS=y
CONFIG_DEBUG_KERNEL=y
CONFIG_WIRELESS=y
CONFIG_CFG80211=m
CONFIG_CFG80211_DEBUGFS=y
CONFIG_LIB80211=m
CONFIG_LIB80211_DEBUG=y
CONFIG_MAC80211=m
CONFIG_MAC80211_RC_MINSTREL=y
CONFIG_MAC80211_RC_MINSTREL_HT=y
CONFIG_MAC80211_RC_DEFAULT_MINSTREL=y
CONFIG_MAC80211_RC_DEFAULT="minstrel_ht"
CONFIG_MAC80211_DEBUGFS=y
```

For the wireless drivers for our implementation, we set up the configuration of the Linux kernel as follows:

```
CONFIG_ATH_COMMON=m
CONFIG_ATH_DEBUG=y
CONFIG_ATH5K_DEBUG=y
CONFIG_ATH9K_DEBUGFS=y
CONFIG_ATH9K_HTC_DEBUGFS=y
```

C. Debugfs

Debugfs is a special file system available in a Linux kernel. It is technically referred as a *kernel space-user-space interface*, and is a simple RAM-based file system that is designed for debugging the kernel. *Debugfs* allows a kernel developer to make information in the kernel space available in the user

space. To compile a Linux kernel with *Debugfs*, we need to set *CONFIG_DEBUG_FS* option *yes*. Then, we need to mount *Debugfs* with the following command:

```
mount -t debugfs none /sys/kernel/debug
```

D. Minstrel

Minstrel is a *mac80211* rate control algorithm ported over from *MadWifi* that supports multiple rate retries. *Minstrel* has been claimed to be one of the best rate control algorithms. *Minstrel* provides the success/failure information, the actual data rate communication, and the status of interface.

After mounting *Debugfs*, we can use *Minstrel* from a subdirectory of *Debugfs*. Inside the directory of */sys/kernel/debug/ieee80211/phy0/netdev:wlan0/stations*, subdirectories exist where each subdirectory corresponds to each wireless node in the network such as a host (client PC) that is associated with the *Linux-FBS*. The name of a subdirectory is the MAC address of the associated node. For example, */sys/kernel/debug/ieee80211/phy0/netdev:wlan0/stations/00:22:cf:72:21:22/* represents a subdirectory corresponding to a node whose *mac address* is *00:22:cf:72:21:22*. Inside of this subdirectory, we can find the files of the *minstrel* information for this node.

For the FBS method, we use the following files from *Minstrel*: *rc_stats*, *tx_bytes*, *tx_packets*, *tx_retry_count*, and *tx_retry_failed*.

From the *tx_packets* file, we can get the value for sf_{ij} (the total number of successfully transmitted frames of link l_{ij}). From the *rc_stats* file, we can get the value for ac_{ij} (the number of possibly activating chances) from the *attemp* value. Then, we can calculate the value for ra_{ij} (actual link activation rate). Also, from this file, we can get the value for rb_{ij} (the number of bits to be transmitted per second for link l_{ij}) from the *throughput* value.

Then, we can get the value for sb_{ij} (the total number of successfully transmitted bits by link l_{ij}) from the *tx_bytes* file, the value for of_{ij} (the total number of transmitted frames of the interfered links with link l_{ij}) from the *tx_retry_count* file, and the value for ff_{ij} (the total number of failed frames) from the *tx_retry_failed* file, respectively. Then, we can calculate the value for ta_{ij} (target link activation rate).

1) *Modification of iw*: *iw* [19] is a new *nl80211* based *CLI* (*Command Line Interface*) configuration utility for wireless devices. *nl80211* is a new IEEE 802.11 netlink interface public header. *iw* supports most of the new drivers that have been recently added to the Linux kernel. In our *Linux-FBS* implementation, we use *iw* to assign the fixed backoff-time in the FBS method by changing the values of the variables for *Wi-Fi Multimedia (WMM)* in *IEEE802.11e*, namely CW_{min} , CW_{max} , *AIFS*, and *TXOP*.

However, a default application of *iw* cannot access to or modify the values for them. Thus, we modified the source code of *iw* so that it is possible. In this source code modification, we use a function in the *hostapd* application so that we can change the values for CW_{min} , CW_{max} , *AIFS*, and *TXOP*. Actually, we add the *handle_txq_params* function in the *phy.c* file to access to *TXQ_PARAMS* in wireless Linux kernel parameters.

Using the `iw phy0 set txq_params 0 0 0 0 10` command, we set the values of the WMM variables for class 0 (Best Effort), such that $CW_{min} = CW_{max} = TXOP = 0$, and $AIFS = 10$ if the selected fixed backoff-time in the FBS method is 10 for this link.

Listing 1 shows our modification of the source code for `iw`.

```
static int handled_txq_params(struct nl80211_state *
state, struct nl_cb *cb, struct nl_msg *msg, int
argc, char **argv)
{
    __u8 queue, aifs;
    __u16 cwmin, cwmax, txop;

    struct nlattr *txq;

    //Sanity checking
    ...

    queue = strtoul(argv[0], NULL, 10);
    cwmin = strtoul(argv[1], NULL, 10);
    cwmax = strtoul(argv[2], NULL, 10);
    txop = strtoul(argv[3], NULL, 10);
    aifs = strtoul(argv[4], NULL, 10);

    printf("Set TXQ_PARAMS for class[%d] : cwmin=%d
cwmax=%d txop=%d aifs=%d\n", queue, cwmin,
cwmax, txop, aifs);

    //Range checking for the access class param
    ...

    txq = nla_nest_start(msg,
NL80211_ATTR_WIPHY_TXQ_PARAMS);
    if (!txq)
        return -ENOBUFS;

    struct nlattr *tx = nla_nest_start(msg, queue
);

    NLA_PUT_U8(msg, NL80211_TXQ_ATTR_QUEUE,
queue);
    NLA_PUT_U16(msg, NL80211_TXQ_ATTR_CWMIN,
cwmin);
    NLA_PUT_U16(msg, NL80211_TXQ_ATTR_CWMAX,
cwmax);
    NLA_PUT_U16(msg, NL80211_TXQ_ATTR_TXOP, txop
);
    NLA_PUT_U8(msg, NL80211_TXQ_ATTR_AIFS, aifs)
;

    nla_nest_end(msg, tx);

    nla_nest_end(msg, txq);

    return 0;

nla_put_failure:
    return -ENOBUFS;
}
COMMAND(set, txq_params, "<access_class> <cwmin> <
cwmax> <txop> <aifs>", NL80211_CMD_SET_WIPHY, 0,
CIB_PHY, handle_txq_params, "Set TXQ_PARAMS
with Queue, CWmin, CWmax, TXOP, AIFS\n");
```

Listing 1: "IW modification in phy.c"

E. FBSdaemon

We implement the procedure for the FBS method by generating a *daemon* application using *Perl*. In this paper, we call this application *FBSdaemon*.

The main cycle for the backoff-time control for the FBS method in *FBSdaemon* consists of the four steps: 1) reading the necessary files from *Minstrel*, 2) calculating both the target and active link activation rates, 3) selecting the fixed back-off time by comparing the both rates, and 4) assigning the selected fixed back-off time to *AIFS* by using the syntax *system* and calling the modified *iw* application. Besides, *FBSdaemon* can give a log report, and can run in the background.

Algorithm 1 shows this procedure in *FBSdaemon*.

```
input : Minstrel files: rc_stats, tx_bytes, tx_packets,
tx_retry_count, tx_retry_failed
BO file
output: AIFS
Perl initialization for Daemon, Log, Files;
begin
    Log start;
    Daemonize;
    for (;) do
        acij ← read(rc_stats, attemp);
        sfij ← read(rc_stats, success);

        sbij ← read(tx_bytes);
        sfij ← read(tx_packets);
        ofij ← read(tx_retry_count);
        ffij ← read(tx_retry_failed);

        active ← read(bofile, active);
        passive ← read(bofile, passive);

        Calculate raij, taij;
        if raij < taij then
            | AIFS ← active
        else
            | AIFS ← passive
        end
        system("iw phy0 set txq_params 0 0 0 0
AIFS");
        wait(300s);
    end
end
```

Algorithm 1: FBS Daemon

IV. EXPERIMENT USING LINUX PC

In this section, we show implementation result using Linux PC to evaluate the CSMA-FBS protocol.

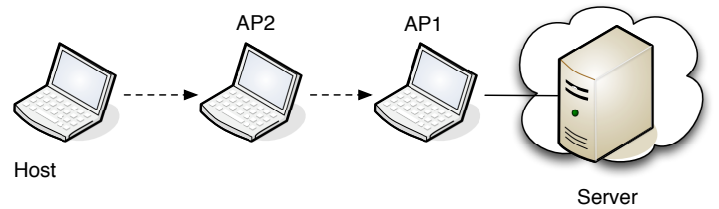


Fig. 4: Topology of Experiment.

Three Linux PCs with adhoc mode connected as shown in Figure 2. We sent 2Mb TCP packets data by using *iperf* [20]

program from host to server to make network fully loaded, we monitor the throughput performance by using *nload* [21] application. The simulation environment is summarized in Table I.

TABLE I: Simulation environment.

Parameter	Value
Proc	Intel i5
Interface	Atheros AR9285(bgn)
OS	Debian GNU/Linux
Kernel	2.6.39 Custom Debugfs and minstrel
User space	iw 0.19 (custom)
Applications	perl 5.10 lperf, nload

We conduct the experiment for 50 times and compare the throughput between two protocols. The average throughput result for CSMA protocol is 17.33 Mbps and for CSMA-FBS protocol is 22.23 Mbps. This results indicates that CSMA-FBS throughput is better than CSMA protocol. From the simulation [8], CSMA-FBS shows around 40% better rather than CSMA protocol but in Linux implementation, the effectiveness is only around 28%. This is because in Linux implementation the range of topology is different.

V. CONCLUSION

In this paper, we presented a Linux implementation for the *Fixed Backoff-time Switching (FBS) method* for the CSMA/CA protocol in the *Wireless Internet-access Mesh Network (WIMNET)*. Our implementation consists of implementations or modifications of the five programs: *Kernel configuration*, *Debugfs*, *Minstrel*, *iw*, and *FBSdaemon*. In this Linux implementation, our CSMA-FBS gives better performance rather than CSMA protocol. In our future works, we will refine the codes of the implementation, generate a testbed with multiple *Linux-APs* implementing the FBS method, and investigate the performance of our method in a real network topology.

ACKNOWLEDGMENT

This work is partially supported by KAKENHI (22500059).

REFERENCES

- [1] I. F. Akyildiz, X. Wang, and W. Wang, Wireless mesh networks: a survey, *Comput. Netw. ISDN Syst.*, vol. 47, no. 4, pp. 445-487, March 2005.
- [2] Y. Zhang, J. Luo, and H. Hu, *Wireless mesh networking: architectures, protocols and standards*, Auerbach Pub., 2006.
- [3] N. Funabiki edited, *Wireless mesh networks*, InTech - Open Access Pub., 2011, <http://www.intechopen.com/books/show/title/wireless-mesh-networks>.
- [4] Part 11: Wireless LAN medium access control (MAC) and physical layer (PHY) specifications, IEEE Std. 802.11, 1999.
- [5] S. Tajima, N. Funabiki, and T. Higashino, "A proposal of fixed backoff-time switching method by link activation rate for wireless mesh networks," *Proc. Int. Conf. Complex, Intell., Software Intensive Sys. (CISIS)*, pp. 647-652, 2011.
- [6] N. Funabiki, S. Sukaridhoto, Z. Wang, T. Nakanishi, K. Watanabe, and S. Tajima, "An implementation of fixed backoff-time switching method on IEEE 802.11 MAC protocol for wireless Internet-access mesh network," *Proc. Int. Work. Smart Info-Media Sys. Asia (SISA 2011)*, pp. 67-72, Oct. 2011.

- [7] S. Sukaridhoto, N. Funabiki, T. Nakanishi, and K. Watanabe, "A proposal of CSMA fixed backoff-time switching protocol and its Implementation on QualNet simulator for wireless mesh networks", *Proc. WAINA*, March 2012.
- [8] S. Sukaridhoto, N. Funabiki, T. Nakanishi, K. Watanabe and S. Tajima, "A Fixed Backoff-Time Switching Method for CSMA/CA Protocol in Wireless Mesh Networks", *IEICE TRANSACTIONS on Communications*, vol. 96, no. 4, pp. 1019-1029, Apr. 2013.
- [9] S. Sukaridhoto, N. Funabiki, T. Nakanishi, K. Watanabe and S. Tajima, "A Linux Implementation Design of Fixed Backoff-time Switching Method for Wireless Mesh Networks", *IEICE Tech. Rep.*, vol. 112, NS2012-67, pp.83-88, Sept. 2012.
- [10] S. Sukaridhoto, N. Funabiki, T. Nakanishi, K. Watanabe and S. Tajima, "An Idea of Linux Implementation of Fixed Backoff-time Switching Method for Wireless Mesh Networks", *Proceedings of the Society Conference of IEICE*, 2012.
- [11] QualNet simulator, Scalable network tech., <http://www.scalable-networks.com>.
- [12] G. A. D. Caro, Analysis of simulation environments for mobile ad hoc networks, *Tech. Rep.*, no. IDSIA-24-03, Dec. 2003.
- [13] M. Vipin and S. Srikanth, Analysis of open source drivers for IEEE 802.11 WLANs, *Proc. ICWCSC 2010*, 2010.
- [14] K. Chebrolu and B. Raman, FRACTEL: a fresh perspective on (rural) mesh networks, *Proc. ACM SIGCOMM NSDR*, Aug. 2007.
- [15] A. Sharma and E. M. Belding, FreeMAC: implementing a multi-channel TDMA MAC on 802.11 hardware, <http://moment.cs.ucsb.edu/~asharma/freemac-mobisys.pdf>.
- [16] P. Djukic and P. Mohapatra, Soft-TDMAC: a software TDMA-based MAC over commodity 802.11 hardware, *Proc. INFOCOM*, April 2009.
- [17] Debug - Linux Wireless <http://linuxwireless.org/en/users/Drivers/ath9k/debug>.
- [18] Minstrel - Linux Wireless, <http://linuxwireless.org/en/developers/Documentation/mac80211/RateControl/minstrel/>.
- [19] iw - Linux Wireless <http://wireless.kernel.org/en/users/Documentation/iw>.
- [20] iperf - TCP and UDP bandwidth performance measurement tool <https://code.google.com/p/iperf/>.
- [21] nload - a console application which monitors network traffic and bandwidth usage in realtime. <http://sourceforge.net/projects/nload/>.